



Your Complete Power-Pack Solutions Specialists



8.0L | ENGINE

More Reliability, Same Footprint.

Classic big-block design. With increased uptime from heavy-duty spark-ignited engines designed for rugged industrial use.



Power Generation Output Rankings

Complete Power-Pack: **1800rpm, kWm**
Radiator through Housing

Fuel	Standby	Prime
LPG	98	88
Nat. Gas	90	80

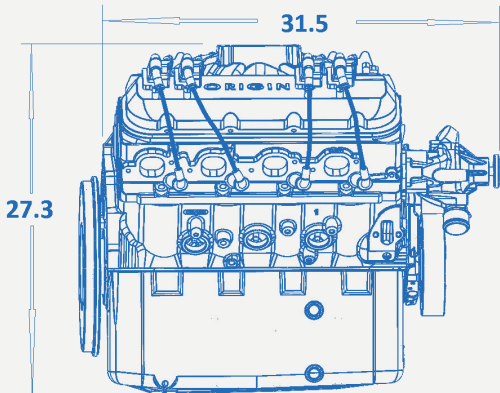
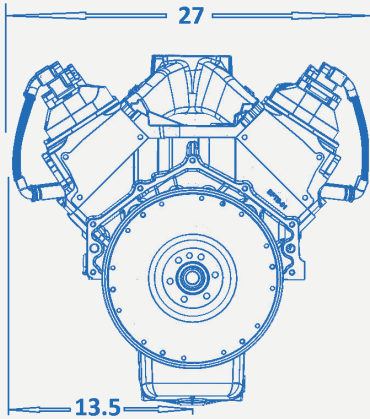
- EPA certified for use on pipeline natural gas, propane, and wellhead gas
- 700-1800 BTU Wellhead Gas capable/certified
- All ratings at sea-level, 77°F ambient
- All ratings will be affected by altitude and ambient temperature

The Difference-Makers Behind Every Reliable HP Engine:

- Heavy-duty block; cast and machined in the USA
- High quality materials designed for heavy-duty industrial use
- Engineered for reliability and long life cycles
- Modular, balanced design for minimized vibration and smooth operation
- Consistent, sophisticated engineering support
- Integrated Piston Oiling Jets for cooler operation and longevity

8.0L

ENGINE SPECIFICATIONS



Type	8.0L V-8
Displacement	488 cid
Engine Orientation	Longitudinal
Compression Ratio	10.5:1
Valve Configuration	Overhead Valves
Valve Lifters	Hydraulic Roller
Bore & Stroke	107.95 mm x 107.95 mm
Main Bearing Caps	4 Bolt Main
Rear Main Seal	1 Piece
Intake Manifold	Single Plane
Oil Pan Capacity	12 qt/11.35 L with Filter
Engine Rotation	Counter-Clockwise

Horsepower (Peak)

Propane	220 hp @ 2800 rpm
Natural Gas	202 hp @ 2800 rpm

Torque

Propane	584 lb-ft @ 2200 rpm
Natural Gas	534 lb-ft @ 2200 rpm

Reliable HP Engines Use the Following Heavy Duty Materials

Block	Cast Iron	Pistons	Moly-Graphite Coated
Cylinder Heads	Cast Iron	Exhaust Seat	Industrial Grade Super Alloy
Intake Manifold	Aluminum	Intake Seat	Industrial Grade Super Alloy
Crankshaft	Forged Steel	Intake Valves	Stainless Steel
Camshaft	Steel Billet Roller	Exhausted Valves	Stellite/Inconel
Connecting Rods	Forged Steel		